

# Summer Stay in Practice Packet Reading

## Contents:

Six one-page reading review lessons plus a four-page novel response packet.

Each lesson begins with a vocabulary warm-up.

The lessons include:

- Reading a magazine article
- Locating information in a newspaper
- Newspaper and magazine searches
- Research activities

The novel packet includes basic story elements, theme, and student's opinions.



**Student materials needed:**  
A novel of the student's choice  
Magazine and/or newspaper (paper or online)  
Access to the internet or other reference sources

<http://www.teacherspayteachers.com/Store/Classroom-In-The-Middle>

**VOCABULARY WARM-UP – CONTEXT CLUES**

**Directions:** Use the context clues in each sentence to choose the best word to fill in the blank.

1. Jeremy was mixing the batter for a special treat – \_\_\_\_\_ that would be served at his brother’s wedding reception.

- a) Pancakes
- b) A cake
- c) Cookies
- d) An omelette

2. When she heard the roar of the engine, Jill knew that a/an \_\_\_\_\_ was passing by even before she looked up into the sky.

- a) Race car
- b) Motorcycle
- c) Airplane
- d) Lawn mower

**MAGAZINE OR NEWSPAPER ASSIGNMENT**

**Directions:**


1. Choose an informational article from a magazine or newspaper. It should be a fairly long article – definitely more than five paragraphs. Read the article.
2. Complete the chart below to show the topic, the main idea, and important details from the article.
3. Staple the article to this paper.

Title of Article _____ Topic _____			
Main Idea (What was the main point that the author was making about the topic?)			
Four important details that support the author’s main point.			

**VOCABULARY WARM-UP – CONTEXT CLUES**

**Directions:** Use the context clues in each sentence to choose the best word to fill in the blank.

- |  |  |
|--|--|
| <p>1. Edgar stopped by the library to do a little more research in a/an _____ since he still needed more information for his research project on ancient reptiles.</p> <p>a) Dictionary<br/>b) Encyclopedia<br/>c) Thesaurus<br/>d) Magazine</p> | <p>2. Marie finally located the _____ that she was looking for on the map; it was right between Colorado and Nevada.</p> <p>a) Continent<br/>b) Country<br/>c) State<br/>d) City</p> |
|--|--|



**MAGAZINE OR NEWSPAPER ASSIGNMENT**

**Directions:**

1. Choose another informational article from a magazine or newspaper. It should be a fairly long article – definitely more than five paragraphs. Read the article.
2. Complete the chart below to show the topic, the main idea, and important details from the article.
3. Staple the article to this paper.

Title of Article _____ Topic _____			
Main Idea (What was the main point that the author was making about the topic?)			
Four important details that support the author’s main point.			

**VOCABULARY WARM-UP – Prefixes**

**Directions:** Use the meaning of each prefix to help choose the best definition for each word in italics.

1. That carton is *biodegradable*.

(*bio-* means *life*)

- a) Made to last a long time
- b) Made from plant or animal material that can rot away
- c) Made of long-lasting plastic materials
- d) Living

2. That *autobiography* was a really interesting book!

(*auto-* means *self*)

- a) A biography written by the person it is about
- b) A biography written by another person
- c) A novel with historical details about a famous person

**MAGAZINE OR NEWSPAPER PARTS OF SPEECH HUNT**

**Directions:**

1. Choose an old magazine or newspaper that you can cut up.
2. Search through the entire magazine or newspaper for each item listed below. Cut out each one and paste it in the appropriate space.

<p><b>Two proper nouns and two common nouns.</b> Proper nouns name particular persons, places, or things and are capitalized. Common nouns name general persons, places, or things and are not capitalized.</p>	<p>A sentence with two action verbs. Underline the two action verbs.</p>
<p>A sentence with three adjectives (describing words). Underline the three adjectives.</p>	<p>Two adverbs (words that tell when or how) Many adverbs end in -ly.</p>
<p>Two coordinating conjunctions (and, but, or, etc.) and two subordinating conjunctions (when, if, because, etc.)</p>	<p>Four prepositions. (Words that begin prepositional phrases, such as the word <i>on</i> in the phrase <i>on the table</i>.)</p>

**VOCABULARY WARM-UP – Prefixes**

**Directions:** Use the meaning of each prefix to help answer the questions.

1. We got home in time to watch the *pregame* show. (*pre-* means *before*)  
If the game begins at 6:00, the pregame show might begin at \_\_\_\_\_.

- a) 5:00
- b) 6:00
- c) Halftime
- d) 9:00

2. I *retraced* my steps in hopes of finding my lost wallet. (*re-* means *again*)  
Where did I walk?

- a) Straight forward
- b) Over the same route I had just taken
- c) The long way around
- d) Back and forth several times

**MAGAZINE OR NEWSPAPER HUNT – FACTS AND OPINIONS**

**Directions:**

1. Choose an old magazine or newspaper that you can cut up.
2. Search through the entire magazine or newspaper for each item listed below. Cut out each one and paste it in the appropriate space.

A sentence that states a fact.	A sentence that states the writer's opinion.
A sentence that you agree with.	A sentence that you disagree with.
A topic that you would like to know more about.	A topic that you already know a lot about.

### VOCABULARY WARM-UP – Figurative Language

**Directions:** Use these definitions to answer the questions below.

Simile – a comparison using *like* or *as*

Metaphor – a comparison that does not use *like* or *as*

Personification – describing a non-human object as if it had human characteristics

Hyperbole – intentional exaggeration

1. “Her smile cheered me up like a ray of sunshine,” is an example of \_\_\_\_\_
2. Write your own example of either a simile or a metaphor and identify the type.

\_\_\_\_\_



### RESEARCH ASSIGNMENT

\* You will need internet access or another reference source such as an encyclopedia for this assignment.

**Directions:**

1. Using your reference source, make a list of twelve animals that are not well-known.

\_\_\_\_\_

\_\_\_\_\_

\_\_\_\_\_

2. Choose one of the animals on your list to research. Circle it.
3. Using your reference source, find interesting facts about your animal. Find out about where it lives, how it lives, what it eats, how it communicates, and whatever else you would like to know about the animal you chose. Jot down some notes in the empty box below so that you will remember the facts.
4. On a separate piece of paper, make a small poster with a picture and at least ten facts about your animal. Be sure to organize your facts so that they are easy to understand. Make your poster neat, bright, and colorful.

### VOCABULARY WARM-UP – Figurative Language

**Directions:** Use these definitions to answer the questions below.

Simile – a comparison using *like* or *as*

Metaphor – a comparison that does not use *like* or *as*

Personification – describing a non-human object as if it had human characteristics

Hyperbole – intentional exaggeration

1. “The angry storm complained all night,” is an example of \_\_\_\_\_
2. Write your own example of either hyperbole or personification and identify the type.

\_\_\_\_\_

### RESEARCH ASSIGNMENT

\* You will need internet access or another reference source such as an encyclopedia for this assignment.



**Directions:**

1. Make a list of twelve sports and/or games.

\_\_\_\_\_

\_\_\_\_\_

\_\_\_\_\_

2. Choose one of the sports or games on your list to research. Circle it.
3. Using your reference source, find out all about the sport or game that you chose. Find out what equipment you would need to play, what the rules are, how to set up for the game, and how to develop your skills. Jot down some notes in the empty box below so that you will remember the facts.
4. On a separate piece of paper, write a short article explaining the game to someone who knows nothing about it. Include all necessary details so that your article is easy to understand, and so that your reader will understand all about the game that you described.

Name \_\_\_\_\_

Date \_\_\_\_\_

## Novel Packet



### Directions:

1. Choose a novel that you will read on your own – one that is interesting, but not too difficult.
2. As you read part of the novel each day, record details from the story in the spaces below.
3. When you finish reading each day, write your responses on the following pages. (You may want to read a chapter a day, or if the chapters are short, you may want to read two or three chapters per day.)
4. When you finish reading the whole book, complete the last page of the packet.

\* If you need more space for any of your responses, just continue on lined paper.

**Title of Novel:** \_\_\_\_\_

**Author:** \_\_\_\_\_

### SETTING

Time: \_\_\_\_\_

Place: \_\_\_\_\_

Duration ( How long the story lasted) : \_\_\_\_\_

### CHARACTERS

List the characters, and write a few words to describe each one.

_____	_____
_____	_____
_____	_____
_____	_____
_____	_____
_____	_____

### MAIN CHARACTER

Draw and color the main character  
in an important scene from the story.

A large, empty oval shape intended for drawing and coloring the main character in an important scene from the story.



Name \_\_\_\_\_

Date \_\_\_\_\_

**Novel Packet – p2**

Chapters or Page Numbers \_\_\_\_\_

Summary (What happened in this part)

---

---

---

---

Prediction (What I think will happen next) \_\_\_\_\_

---

---

Chapters or Page Numbers \_\_\_\_\_

Summary (What happened in this part)

---

---

---

---

Prediction (What I think will happen next) \_\_\_\_\_

---

---

Chapters or Page Numbers \_\_\_\_\_

Summary (What happened in this part)

---

---

---

---

Prediction (What I think will happen next) \_\_\_\_\_

---

---

Name \_\_\_\_\_

Date \_\_\_\_\_

**Novel Packet – p3**

Chapters or Page Numbers \_\_\_\_\_

Summary (What happened in this part)

---

---

---

Prediction (What I think will happen next) \_\_\_\_\_

---

---

Chapters or Page Numbers \_\_\_\_\_

Summary (What happened in this part)

---

---

---

Prediction (What I think will happen next) \_\_\_\_\_

---

---

Last Chapter(s)

Summary (What happened in this part)

---

---

---

Explain how the main problem in the story was solved.

---

---

Name \_\_\_\_\_

Date \_\_\_\_\_

**Novel Packet – p4**

**THEME**

What was the message of the story?  
What lessons could someone learn from reading this novel?

---

---

---

---

**YOUR OPINION**

Would you recommend this story to other readers? Explain why?

---

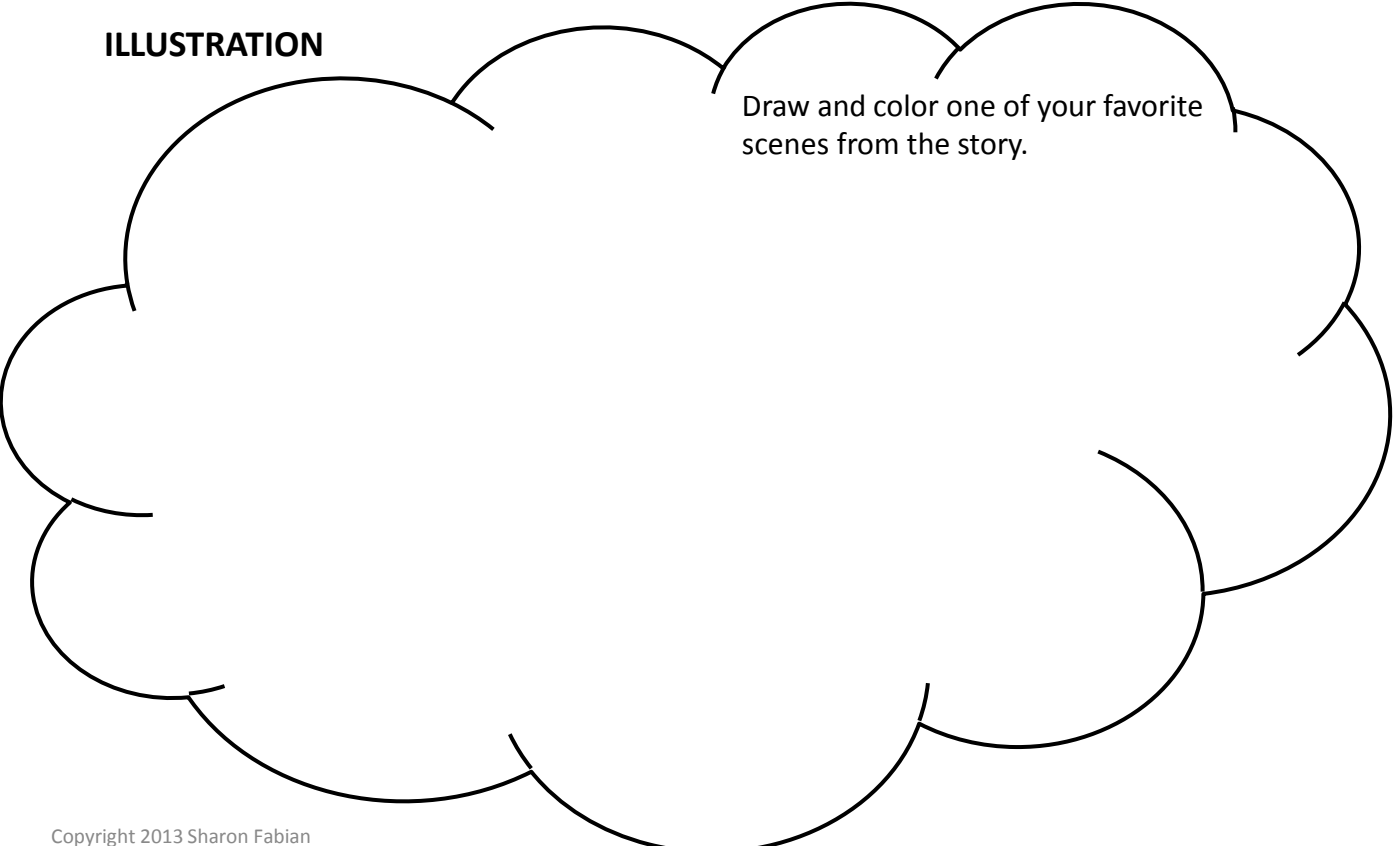
---

---

---

**ILLUSTRATION**

Draw and color one of your favorite scenes from the story.



## **ANSWER KEY for Warm Ups**

### **Page 1**

- 1. B**
- 2. C**

### **Page 2**

- 1. B**
- 2. C**

### **Page 3**

- 1. B**
- 2. A**

### **Page 4**

- 1. A**
- 2. B**

### **Page 5**

- 1. Simile**
- 2. Answers will vary.**

### **Page 6**

- 1. Personification**
- 2. Answers will vary**

# More Resources from Classroom in the Middle

**PowerPoint Presentations**

**Worksheet Sets**

**Smartboard Activities**

**Question Card Sets**

**Task Card Sets**

**Topics Include:**

**The Writing Process**

**Figurative Language**

**Vocabulary**

**Using Context Clues**

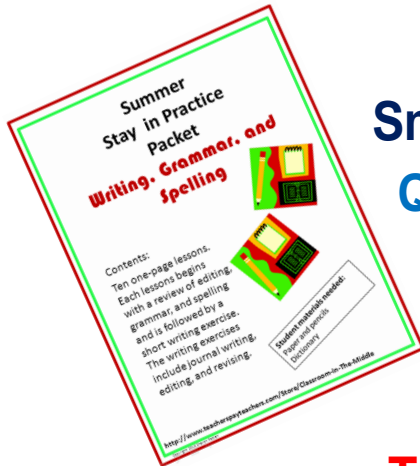
**Multiple Meaning Words**

**Analogies**

**Story Starters**

**Puzzles**

**And more**



[http://www.teacherspayteachers.com/Store/Classroom  
-In-The-Middle](http://www.teacherspayteachers.com/Store/Classroom-in-The-Middle)